



Official Licensed Product

Bluetooth®  
5.2



# PACKTALK EDGE

GUÍA DE BOLSILLO

ES

SOUND BY

JBL



DYNAMIC  
MESH  
COMMUNICATION



OPERATED BY  
NATURAL VOICE

 **cardo**<sup>®</sup>  
**CONNECT  
APP**



Cardo Connect  
App



## Índice de Contenidos

**4-5**

Guía de Inicio

---

**6**

Aplicación Cardo Connect

---

**7**

General

---

**8-9**

Radio

---

**10**

Música

---

**11**

Cambiar Fuente

---

**12**

Llamada Telefónica

---

**13**

Intercomunicador DMC

---

### Funciones Avanzadas

---

**14**

Compartir Música

---

**15**

Intercomunicador DMC

---

**16**

Llamada Telefónica

---

**17**

Emparejar con un GPS

---

**18**

Intercomunicador Bluetooth Universal

---

**19**

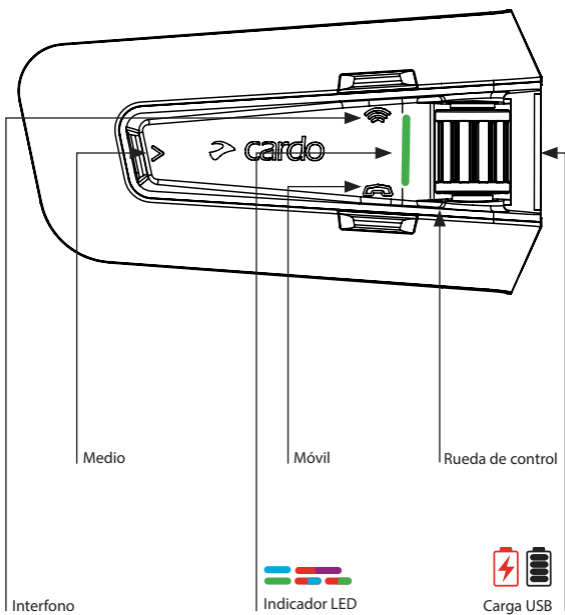
Reiniciar / Restablecer Valores de Fábrica

---

**20**

Comandos de Voz: ¡Siempre Activos!

---



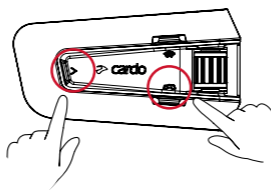
Mantener Pulsado el Botón



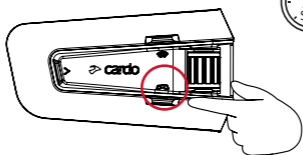
Número de Pulsaciones



Encendido / Apagado



Vincular Teléfono



Ledes en Rojo y Azul

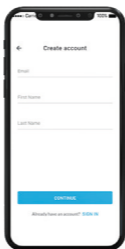




Descargar



Registrar




Seleccionar Idioma



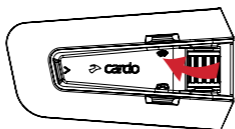
Actualizar Software



## General

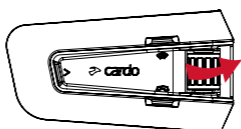
 Subir Volumen


---



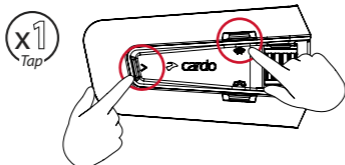
 Bajar Volumen

---



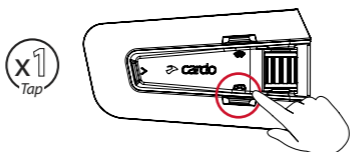
 Silenciar / Activar Micrófono

---



 Asistente de Voz

---



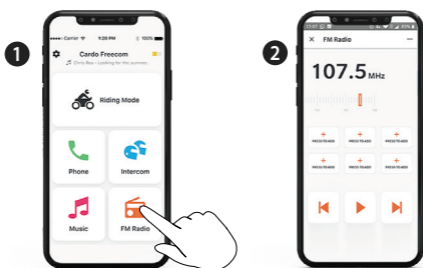
Siri



Google Assistant

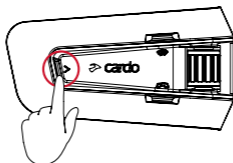


## Establecer Preajustes



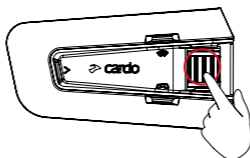
## Encender

X2  
Tap



## Apagar

X1  
Tap

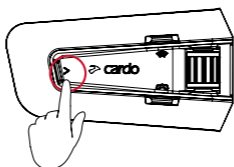




▶ Siguiete Preselección

---

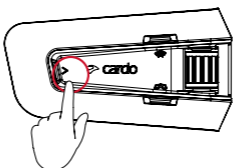
X1  
Tap



◀ Anterior Preselección

---

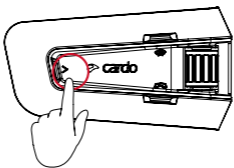
X2  
Tap



»» Iniciar Exploración

---

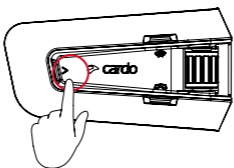
X3  
Tap



■ Detener Exploración

---

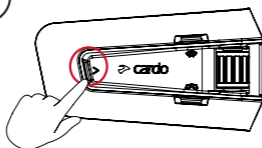
X1  
Tap



▶ Encender

---

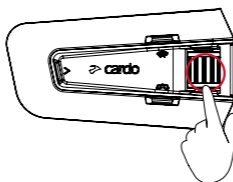
X1  
Tap



|| Apagar

---

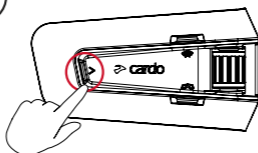
X1  
Tap



▶▶ Siguiente

---

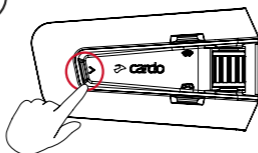
X1  
Tap



◀ Anterior

---

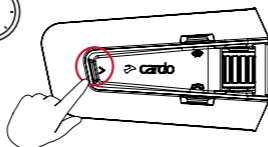
X2  
Tap



## Cambiar Fuente

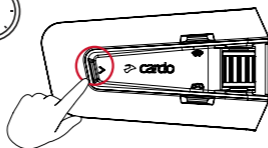
### Música a Radio

---



### Radio a Música

---

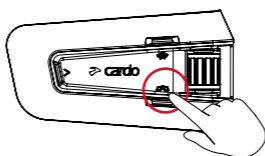


## Llamada Telefónica

### Contestar

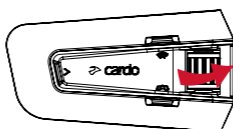
---

X1  
Tap



### Ignorar

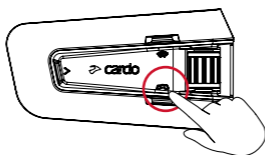
---



### Finalizar Llamada

---

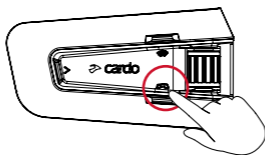
X1  
Tap



### Rellamada

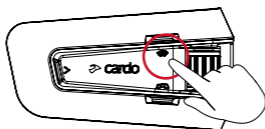
---

2  
Sec



## Agrupar

---



LED Rojo y Verde



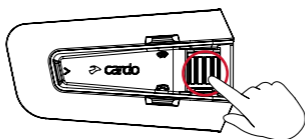
## Agrupado correctamente

LED Púrpura



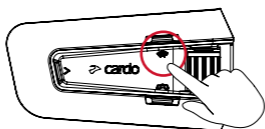
## Silenciar / Activar Grupo

---



## Compartir Llamada

---

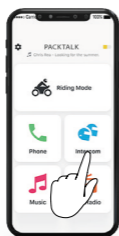


## Compartir Música



### Establecer Socio Para Compartir

1



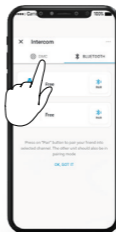
2



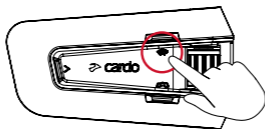
3



4



### Iniciar / Dejar de Compartir

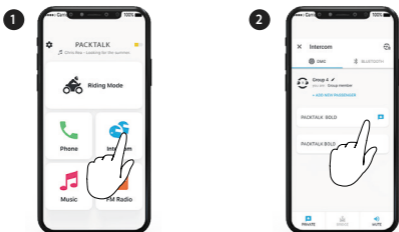


# Funciones Avanzadas

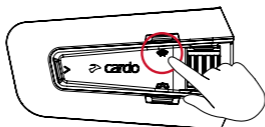
## Intercomunicador DMC



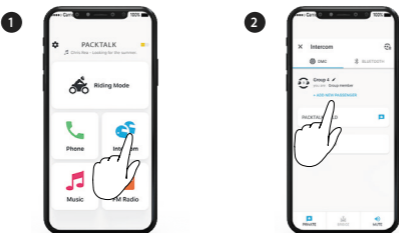
### Establecer Socio de Chat Privado



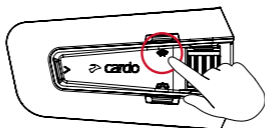
### Establecer Socio de Chat Privado



### Añadir Pasajero Bluetooth

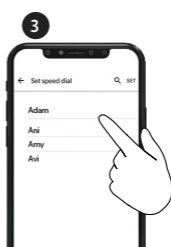
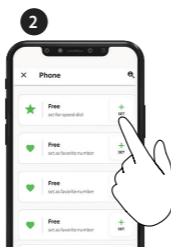
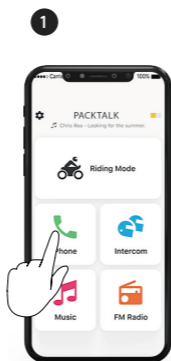


### Iniciar / Detener Comunicación con el Pasajero



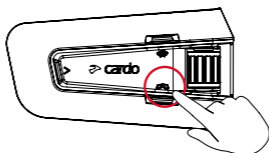
## Llamada Telefónica

### ★ Establecer Marcación Rápida



### ☎ Marcación Rápida de Llamada

X2  
Tap

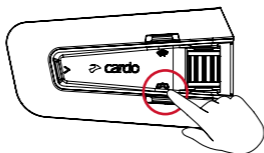




# Funciones Avanzadas

## Emparejar con un GPS

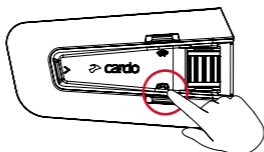
### 1 Paso 1



Ledes en Rojo y Azule



### 2 Paso 2



LED Rojo y Verde

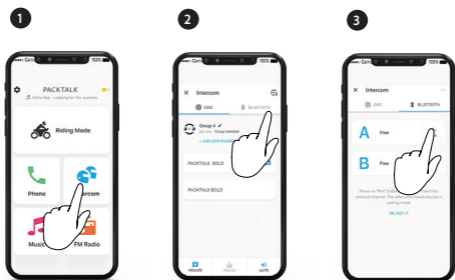


### 3 Paso 3



## Intercomunicador Bluetooth Universal

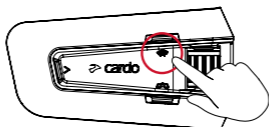
### Emparejamiento de Intercomunicador Bluetooth



### Iniciar / Detener Intercomunicador

Piloto A

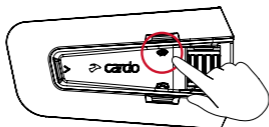
**X1**  
Tap



### Iniciar / Detener Intercomunicador

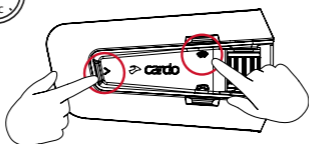
Piloto B

**X2**  
Tap

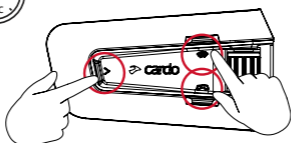


## Funciones Avanzadas

### Reiniciar



### Restablecer Valores de Fábrica



## Funciones Avanzadas

### Comandos de Voz: ¡Siempre Activos!



- **Contestar**
- **Ignorar**
- "Hey Cardo, **finaliza llamada**"
- "Hey Cardo, **marcación rápida**"
- "Hey Cardo, **remarcar número**"



- "Hey Cardo, **enciende la música**"
- "Hey Cardo, **apaga la música**"
- "Hey Cardo, **pista siguiente**"
- "Hey Cardo, **pista anterior**"
- "Hey Cardo, **comparte la música**"



- "Hey Cardo, **encender la radio**"
- "Hey Cardo, **apaga la radio**"
- "Hey Cardo, **estación siguiente**"
- "Hey Cardo, **estación anterior**"



Solo para intercomunicador Bluetooth

- "Hey Cardo, **llama al Intercomunicador**"
- "Hey Cardo, **cierra el Intercomunicador**"



- **"Oye Siri"**
- **"Okay Google"**



- "Hey Cardo, **sube el volumen**"
- "Hey Cardo, **baja el volumen**"
- "Hey Cardo, **silenciar el audio**"
- "Hey Cardo, **reactivar el audio**"
- "Hey Cardo, **silenciar el micrófono**"
- "Hey Cardo, **reactivar el micrófono**"



- "Hey Cardo, **nivel de la batería**"



[cardosystems.com](http://cardosystems.com)



Cardo Connect  
App

[Cardosystems.com/update](http://Cardosystems.com/update)

[Cardosystems.com/support](http://Cardosystems.com/support)